
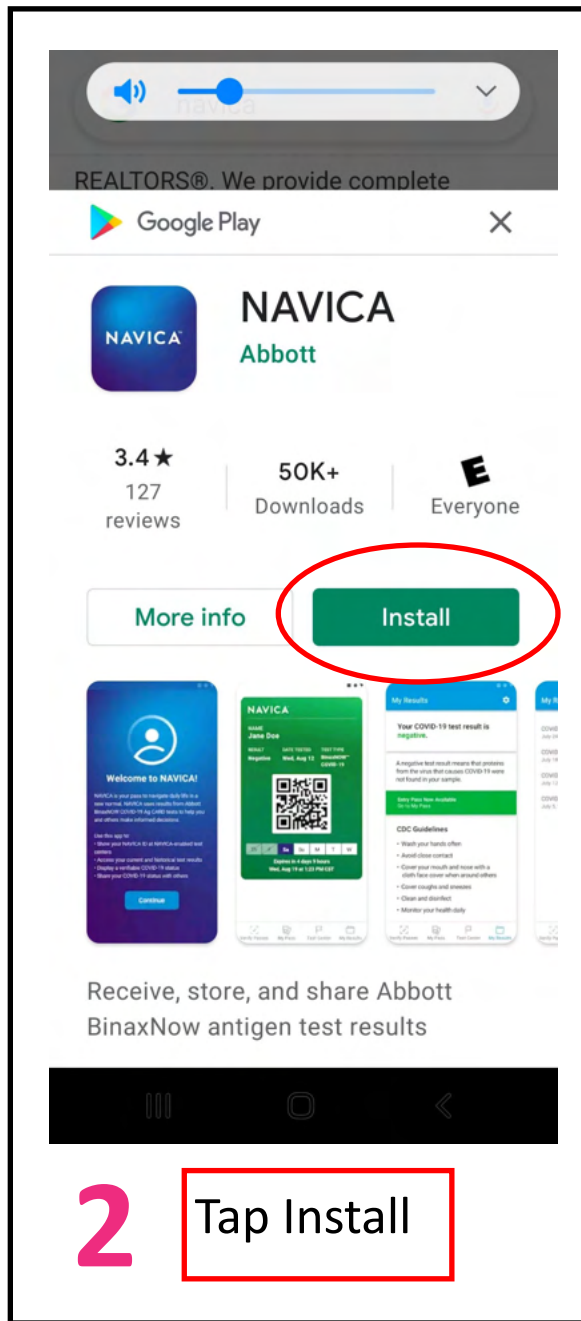
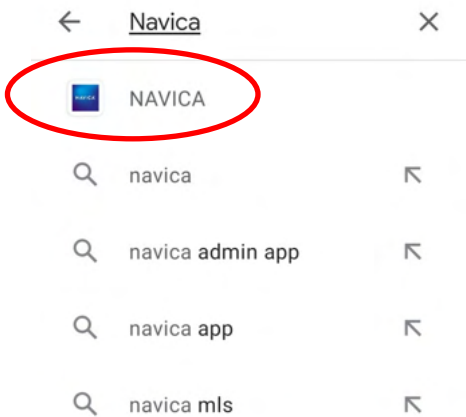


# 1 NAVICA app for android use / instructions

Search for NAVICA in Google Play Store and select the icon

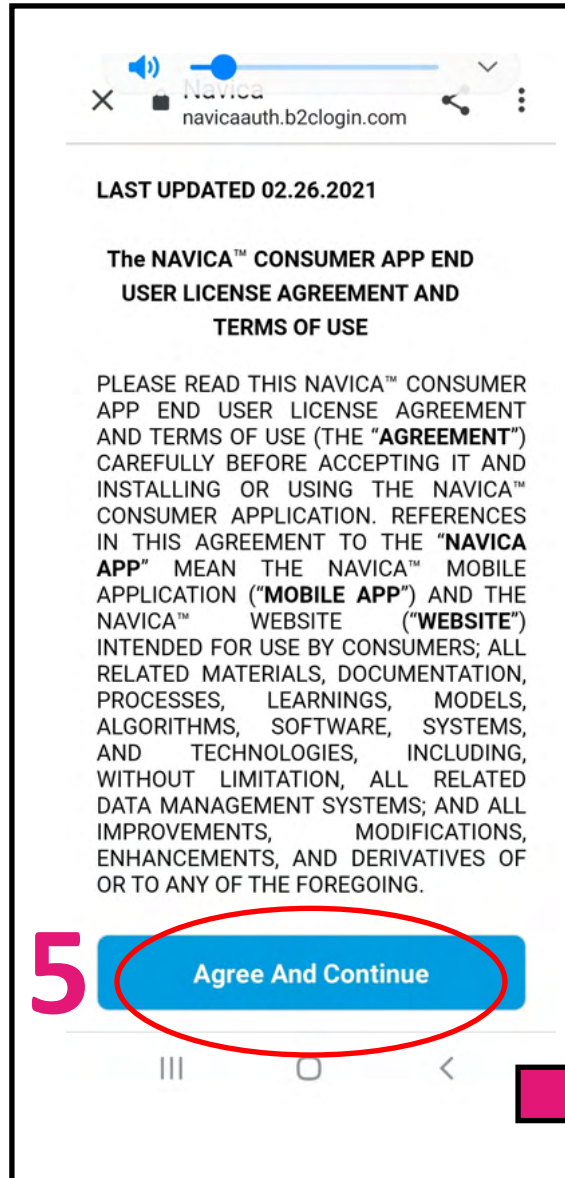
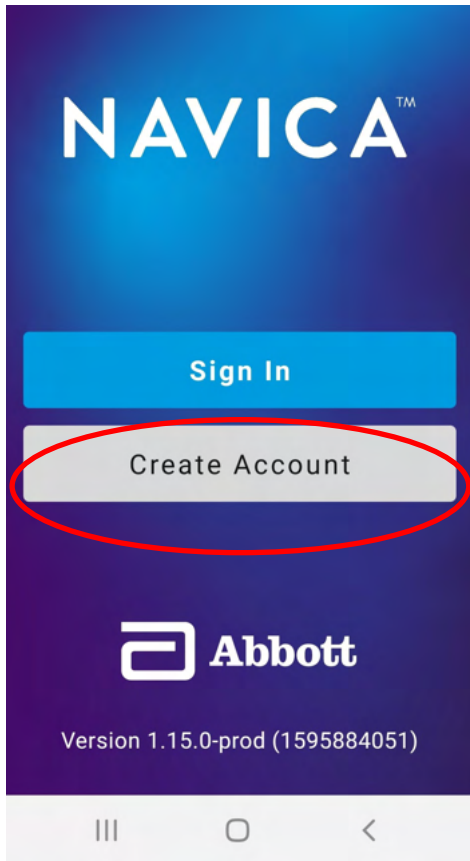


Next steps >>>>>>>>

# 4

## NAVICA app for android use / instructions

The NAVICA screen appears, and you need to select "Create Account"



There are 2 pages (screens) of the User License Agreement. You will need to tap "Agree and Continue" each time.

Next steps >>>>>>>>>

# NAVICA app for android use / instructions

6

**Verify Email**

Enter your email address to receive a verification code.

Email

Email

**Send Code**

Done navicaauth.b2clogin.com

**Enter Verification Code**

Check your email for a verification code and enter it below.

Email

janedoe12@email.com

Verification Code

Verification Code

**Verify Code**

Send New Code

enter the 6 digit code that you are sent and click "Verify Code"

7

Navica  
navicaauth.b2clogin.com

**Create Your Password**

Password Requirements

- 8 to 24 characters

Must contain 3 of the 4 following:

- 1 lowercase letter
- 1 uppercase letter
- 1 number
- 1 symbol

Create Password

Create Password

Confirm Password

Confirm Password

**Set Password**

8

Navica  
navicaauth.b2clogin.com

Save time by scanning the back of your driver's license

Scan the barcode to quickly add your name, birthday, and address needed when testing.

**Scan My License**

**Enter Manually**

9

You may scan your license to autofill your information, or you may select "Enter Manually" which takes you to the next screen to create your profile.

Next steps >>>>>>>>

# NAVICA App *download* instructions for Android

10

Navica  
navicaauth.b2clogin.com

### Create Your Profile

First Name

Last Name

Date of Birth (MM/DD/YYYY)

Mobile Phone

Next

11

### Address Details

This information is required by state and US government to track the spread of COVID-19.

Address

City

State Zip

Next

12

### Additional Details

This information is required by state and US government to track the spread of COVID-19.

Gender

Ethnicity

Race

Primary Use

These labels are defined by the US government and may not describe everyone.

Create Account

Once you click  
"Create Account"  
You will see a  
Welcome Screen

